

# INSTRUCTION MANUAL

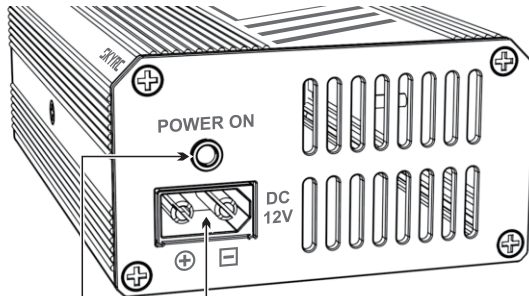
## **eFUEL** 200W, 17A AC/DC POWER SUPPLY

SK-200025

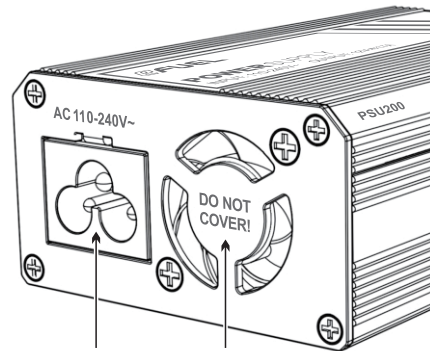
### INTRODUCTION

Thank you for purchasing the eFUEL 200W, 17A AC/DC Power Supply. We are confident that you will be very pleased with its performance because our AC/DC Power Supply is designed and manufactured by skilled professionals using the highest standard in workmanship. You can be assured of many years of trouble free service.

Your eFUEL AC/DC Power Supply is designed to use household AC power source to power equipments that required DC power. The eFUEL converts standard household power 110-240V AC to 12V DC power and can supply up to 17 amperes of continuous power.



LED Indicator  
DC Output Indicator



AC Power Input Socket  
Cooling Fan

### FEATURES

- Active PFC: smaller AC input current less interference, and Conform to CE Regulations
- DC power outputs, up to 17 amperes
- Output voltage 12V
- AC 110-240V worldwide operation: need not any alternative switcher, worldwide safe operation.
- Higher power efficiency, tinier physical size
- Smart cooling fans turned on upon the temperature automatically
- Over current, over voltage, over load and over temperature protection
- Short-circuit protection on output, safer and more reliable.

### Warning:

- This appliance is not intended for use by persons (including children) with reduced physical, sensory or mental capabilities, or lack of experience and knowledge, unless they have been given supervision or instruction concerning use of the appliance by a person responsible for their safety.
- Children should be supervised to ensure that they do not play with the appliance. WARNING: If the surface is cracked, switch off the appliance to avoid the possibility of electric shock.
- For indoor use only.



### CAUTION:

Your power supply might cause TV or radio interference even when it is operating properly. To determine whether your power supply is causing the interference, turn off your power supply. If the interference goes away, your power supply is causing it.

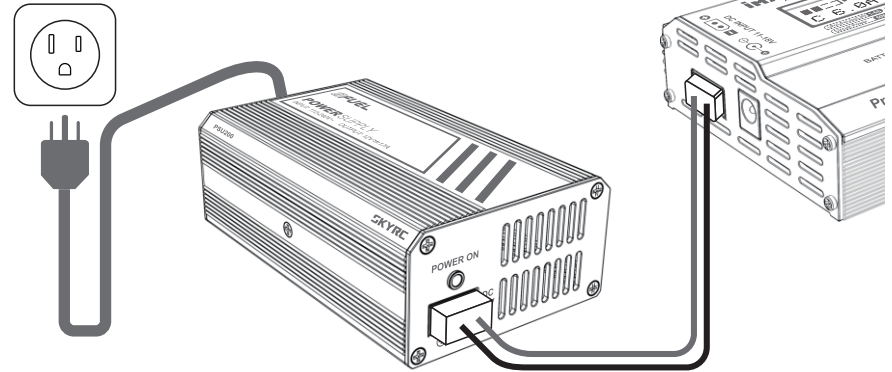
Try to eliminate the interference by:

- Moving your power supply away from the receiver.
- Connecting your power supply to an outlet that is on a different electrical circuit from the receiver.
- Contacting a qualified service technician for help.



### OPERATION

- Connect the household AC power source, the LED lighting green.
- Connect the device to the power supply by TX60 connector.



### OVERLOAD/ERROR INDICATION

In case of an error or overload the LED will turn off.

Efuel 200W is capable of handling up to 200 Watts output. Verify that your equipment plugged into the outlets does not exceed power rating. With the power supply's overload protection circuit, the output voltage will drop suddenly, charger will beep for a low-input error, power supply reset automatically. Reduce the load.

If you have verified that your connected equipment does not exceed the ratings of the unit and the Overload Led is off CONTINUOUSLY, this may indicate an internal fault. If this is the case, please contact us for Technical Support.

## IMPORTANT SAFETY INSTRUCTIONS

**Danger:** To reduce the risk of fire or electric shock, carefully follow these instructions. This manual contains important safety and operating instructions for this power supply. Before you use the power supply, read all the instructions and cautionary markings in this manual, on the power supply, and on the product that you will connect to the power supply, to reduce the risk of injury:

- Do not use the power supply near water (for example, a bathtub, washbowl, kitchen sink, laundry tub, wet basement, or swimming pool).
- Do not place the power supply on an unstable cart, stand or table. If the power supply falls, it could injure a person or cause serious damage to the power supply.
- Do not overload power outlets or extension cords. An overload can result in fire or electric shock.
- Do not disassemble this unit; take it to a qualified service technician when service or repair is required. Improper reassembly may result in a risk of electric shock or fire.
- Do not use an attachment not recommended, this could result in a risk of fire, electric shock, or injury to persons.
- Never push any object into the slot in the power supply. It could touch dangerous voltage points or short out parts resulting in a fire or electrical shock.

**Caution:** To reduce the risk of damage:

- Do not operate the power supply if it has been dropped or damaged in any way. Take it to a qualified service technician for repair.
- The power supply should be operated only from a standard AC outlet that provides 100-240V, 50/60 Hz. If you are not sure of the type of power supplied to your home, consult your local power company.
- To protect the power supply during a lightning storm or when it is left unattended and unused for long periods of time, unplug it from the AC outlet. This will prevent damage to the power supply from lightning and power surges.
- Unplug the power supply from the outlet before attempting any maintenance or cleaning. Do not use liquid or aerosol cleaners. Use a damp cloth for cleaning and then wipe it dry immediately.
- If your power supply does not operate normally, in particular if any unusual sounds or smells come from it, unplug it immediately and contact a qualified service technician for repair.

## SPECIFICATIONS

Voltage	110-240V AC
Input AC Frequency	50-60Hz
Output Voltage	12V DC±0.5V
Output Current	17A
Current Overload Protection	>17.5A
Output Voltage Ripple	<300mV
Power Efficiency	>93%
Power Factor	>0.99
Over Temperature Protection	>105°C
Cooling Method	Cooling Fan
Operating Temperature	0-40°C
Operating Humidity	10%-90%
Dimensions (L*W*H)	112x71x40.3mm
Net Weight	380g

**Specifications are typical; individual units might vary. Specifications are subject to change and improvement without notice.**

## PRODUCT WARRANTY

The eFUEL 200W, 17A AC/DC Power Supply is guaranteed to be free from defects in materials or workmanship for period of one year from the original date of purchase (verified by dated, itemized sales receipt). Warranty does not cover incorrect AC voltage input, damage to case or exposed circuit boards, disassembling case, tampering with internal electronics, allowing water, moisture, or any other foreign material to enter this Power Supply or get onto the PC board, incorrect wiring of output, allowing exposed wiring to short circuit, or any damage caused by crash, flooding, or act of God. Because SkyRC has no control over the connection & use of the power supply, no liability may be assumed nor will be accepted for any damage resulting from the use of this product. Every power supply is thoroughly tested & burn-in before leaving our factory and is, therefore, considered operational. By the act of operating power supply, user accepts all resulting liability. In no case shall our liability exceed the product's original cost. We reserve the right to modify warranty provisions without notice.

### Note:

1. The warranty service is valid in China only.
2. If you need warranty service overseas, please contact your dealer in the first instance, who is responsible for processing guarantee claims overseas. Due to high shipping cost, complicated custom clearance procedures to send goods back to China. SkyRC don't provide warranty service to overseas end user directly.
3. If you have any questions which are not mentioned in the manual, please feel free to send email to [info@skyrccn](mailto:info@skyrccn)

**SKYRC**

Manufactured by  
**SKYRC TECHNOLOGY CO., LTD.**  
[www.skyrc.com](http://www.skyrc.com)



© 2019 SkyRC Technology Co., Ltd. All Rights Reserved. No part of these manual may be reproduced without the written permission of SkyRC Technology Co., Ltd.  
Printed in China.